


Formular 11/1

-lei-


Denumire indicatori	Cod Indicator	Buget initial	Influenta +/-	Buget rectificat	Prevederi trimestriale			
					Trim I	Trim II	Trim III	Trim IV
A	B	1=4+5+6+7	2	3	4	5	6	7
TOTAL VENITURI SECTIUNEA DE FUNCTIONARE + SECTIUNE DE DEZVOLTARE	00.01	15,065,553	0	15,065,553	4,518,153	3,548,900	3,508,000	3,490,500
VENITURI PROPRII	49.90	11,218,553	0	11,218,553	3,513,153	2,568,900	2,568,000	2,568,500
I. VENITURI CURENTE (cod 00.03+00.12)	00.02	11,270,553	0	11,270,553	3,565,153	2,568,900	2,568,000	2,568,500
C. VENITURI NEFISCALE (cod 00.13 + 00.14)	00.12	11,270,553	0	11,270,553	3,565,153	2,568,900	2,568,000	2,568,500
C1. VENITURI DIN PROPRIETATE (cod 30.10 + 31.10)	00.13	1,500	0	1,500	400	300	400	400
Venituri din proprietate (cod 30.10.05 + 30.10.08 + 30.10.09 + 30.10.50)	30.10	1,500	0	1,500	400	300	400	400
Venituri din concesiuni si inchirieri	30.10.05	1,500	0	1,500	400	300	400	400
Alte venituri din concesiuni si inchirieri de catre institutiile publice	30.10.05.30	1,500	0	1,500	400	300	400	400
C2. VANZARI DE BUNURI SI SERVICII (cod 33.10 + 34.10 + 35.10 + 36.10 + 37.10)	00.14	11,269,053	0	11,269,053	3,564,753	2,568,600	2,567,600	2,568,100
Venituri din prestari de servicii	33.10	11,217,053	0	11,217,053	3,512,753	2,568,600	2,567,600	2,568,100
Venituri din valorificarea produselor obtinute din activitatea proprie sau anexa	33.10.08	124,000	0	124,000	31,000	31,000	31,000	31,000
Venituri din contractele incheiate cu casele de asigurari sociale de sanatate	33.10.16	104,000	0	104,000	26,000	26,000	26,000	26,000
Venituri din contractele incheiate cu directiile de sanatate publica din sume alocate de la bugetul de stat	33.10.21	10,586,643	0	10,586,643	3,338,643	2,416,000	2,416,000	2,416,000
Venituri din contractele incheiate cu directiile de sanatate publica din sume alocate din veniturile proprii ale Ministerului Sanatatii	33.10.30	331,110	0	331,110	100,110	77,500	76,500	77,000
Alte venituri din prestari de servicii si alte activitati	33.10.31	55,300	0	55,300	13,000	14,100	14,100	14,100
Transferuri voluntare, altele decat subventiile (cod 37.10.01 + 37.10.03 + 37.10.04 + 37.10.50)	33.10.50	16,000	0	16,000	4,000	4,000	4,000	4,000
Donatii si sponsorizari	37.10	52,000	0	52,000	52,000	0	0	0
Donatii si sponsorizari	37.10.01	52,000	0	52,000	52,000	0	0	0
Varsaminte din sectiunea de functionare pentru finantarea sectiunii de dezvoltare a bugetului local (cu semnul minus)	37.10.03	-174,500	0	-174,500	-80,400	-31,300	-31,400	-31,400
Varsaminte din sectiunea de functionare	37.10.04	174,500	0	174,500	80,400	31,300	31,400	31,400
IV. SUBVENTII (cod 00.16)	00.17	3,795,000	0	3,795,000	953,000	980,000	940,000	922,000



Denumire indicatori	Cod Indicator	Buget initial	Influenta +/-	Buget rectificat	Prevederi trimestriale			
					Trim I	Trim II	Trim III	Trim IV
A	B	1=4+5+6+7	2	3	4	5	6	7
SUBVENTII DE LA ALTE NIVELE ALE ADMINISTRATIEI PUBLICE (cod 42.10 + 43.10)	00.18	3,795,000	0	3,795,000	953,000	980,000	940,000	922,000
Subventii de la alte administratii (cod 43.10.09 + 43.10.10 + 43.10.14 + 43.10.15 + 43.10.16 + 43.10.17 + 43.10.19)	43.10	3,795,000	0	3,795,000	953,000	980,000	940,000	922,000
Subventii din bugetele locale pentru finantarea cheltuielilor curente din domeniul sanatatii	43.10.10	410,000	0	410,000	128,000	100,000	100,000	82,000
Subventii din bugetele locale pentru finantarea cheltuielilor de capital din domeniul sanatatii	43.10.14	40,000	0	40,000	0	40,000	0	0
Subventii din bugetul Fondului national unic de asigurari sociale de sanatate pentru acoperirea cresterilor salariale	43.10.33	3,345,000	0	3,345,000	825,000	840,000	840,000	840,000
TOTAL VENITURI SECTIUNEA DE FUNCTIONARE (cod 00.02 + 00.17)	00.01 SF	14,851,053	0	14,851,053	4,437,753	3,477,600	3,476,600	3,459,100
VENITURI PROPRII	49.90	11,218,553	0	11,218,553	3,513,153	2,568,900	2,568,000	2,568,500
A. VENITURI CURENTE (cod 00.03 + 00.12)	00.02	11,096,053	0	11,096,053	3,484,753	2,537,600	2,536,600	2,537,100
C. VENITURI NEFISCALE (cod 00.13 + 00.14)	00.12	11,096,053	0	11,096,053	3,484,753	2,537,600	2,536,600	2,537,100
C1. VENITURI DIN PROPRIETATE (cod 30.10 + 31.10)	00.13	1,500	0	1,500	400	300	400	400
Venituri din proprietate (cod 30.10.05 + 30.10.08 + 30.10.09 + 30.10.50)	30.10	1,500	0	1,500	400	300	400	400
Venituri din concesiuni si inchirieri	30.10.05	1,500	0	1,500	400	300	400	400
Alte venituri din concesiuni si inchirieri de catre institutiile publice	30.10.05.30	1,500	0	1,500	400	300	400	400
C2. VANZARI DE BUNURI SI SERVICII (cod 33.10 + 34.10 + 35.10 + 36.10 + 37.10)	00.14	11,094,553	0	11,094,553	3,484,353	2,537,300	2,536,200	2,536,700
Venituri din prestari de servicii	33.10	11,217,053	0	11,217,053	3,512,753	2,568,600	2,567,600	2,568,100
Venituri din prestari de servicii si alte activitati (cod 33.10.05 + 33.10.08 + 33.10.09 + 33.10.13 + 33.10.14 + 33.10.16 + 33.10.17 + 33.10.19 + 33.10.20 + 33.10.21 + 33.10.30 la 33.10.32 + 33.10.50)	33.10	11,217,053	0	11,217,053	3,512,753	2,568,600	2,567,600	2,568,100
Venituri din activitati	33.10.08	124,000	0	124,000	31,000	31,000	31,000	31,000
Venituri din valorificarea produselor obtinute din activitatea proprie sau anexa	33.10.16	104,000	0	104,000	26,000	26,000	26,000	26,000
Venituri din contractele incheiate cu casele de asigurari sociale de sanatate	33.10.21	10,586,643	0	10,586,643	3,338,643	2,416,000	2,416,000	2,416,000
Venituri din contractele incheiate cu directiile de sanatate publica din sume alocate de la bugetul de stat	33.10.30	331,110	0	331,110	100,110	77,500	76,500	77,000
Venituri din contractele incheiate cu directiile de sanatate publica din sume alocate din veniturile proprii ale Ministerului Sanatatii	33.10.31	55,300	0	55,300	13,000	14,100	14,100	14,100
Alte venituri din prestari de servicii si alte activitati	33.10.50	16,000	0	16,000	4,000	4,000	4,000	4,000
Transferuri voluntare, altele decat subventiile (cod 37.10.01 + 37.10.03 + 37.10.50)	37.10	-122,500	0	-122,500	-28,400	-31,300	-31,400	-31,400
Donatii si sponsorizari	37.10.01	52,000	0	52,000	52,000	0	0	0
Varsaminte din sectiunea de functionare pentru finantarea sectiunii de dezvoltare a bugetului local (cu semnul minus)	37.10.03	-174,500	0	-174,500	-80,400	-31,300	-31,400	-31,400
IV. SUBVENTII	00.17	3,755,000	0	3,755,000	953,000	940,000	940,000	922,000

Denumire indicatori	Cod Indicator	Bugét initial	Influenta +/-	Buget rectificat	Prevederi trimestriale			
					Trim I	Trim II	Trim III	Trim IV
A	B	1=4+5+6+7	2	3	4	5	6	7
SUBVENTII DE LA ALTE NIVELE ALE ADMINISTRATIEI PUBLICE (cod 42.10 + 43.10)	00.18	3,755,000	0	3,755,000	953,000	940,000	940,000	922,000
Subventii de la alte administratii (cod 43.10.09 + 43.10.10 + 43.10.15)	43.10	3,755,000	0	3,755,000	953,000	940,000	940,000	922,000
Subventii din bugetele locale pentru finantarea cheltuielilor curente din domeniul sanatatii	43.10.10	410,000	0	410,000	128,000	100,000	100,000	82,000
Subventii din bugetul Fondului national unic de asigurari sociale de sanatate pentru acoperirea cresterilor salariale	43.10.33	3,345,000	0	3,345,000	825,000	840,000	840,000	840,000
TOTAL VENITURI SECTIUNEA DE DEZVOLTARE (cod 00.02 + 00.15 + 00.17 + 45.10)	00.01 SD	214,500	0	214,500	80,400	71,300	31,400	31,400
I. VENITURI CURENTE (cod 00.12)	00.02	174,500	0	174,500	80,400	31,300	31,400	31,400
C. VENITURI NEFISCALE (cod 00.14)	00.12	174,500	0	174,500	80,400	31,300	31,400	31,400
C2. VANZARI DE BUNURI SI SERVICII (cod 37.02)	00.14	174,500	0	174,500	80,400	31,300	31,400	31,400
Transferuri voluntare, altele decat subventiile (cod 37.10.04)	37.10	174,500	0	174,500	80,400	31,300	31,400	31,400
Varsaminte din sectiunea de functionare	37.10.04	174,500	0	174,500	80,400	31,300	31,400	31,400
Subventii de la alte administratii (cod 43.10.14 + 43.10.16 + 43.10.17 + 43.10.19)	43.10	40,000	0	40,000	0	40,000	0	0
Subventii din bugetele locale pentru finantarea cheltuielilor de capital din domeniul sanatatii	43.10.14	40,000	0	40,000	0	40,000	0	0

MANAGER,
CIRLIG DANIELA



DIR. FIN. CONT.
BUCIUMAN ADRIANA

Formular 11/6

-lei-

Denumire indicatori	Cod Indicator	Prevederi anuale				Prevederi trimestriale			
		Buget anterior	Influenta	Buget anual 1=5+6+7+8	din care credite bugetare destinate stingerii platilor restante	Trim I	Trim II	Trim III	Trim IV
A	B				4	5	6	7	8
TOTAL CHELTUIELI (SECTIUNEA DE FUNCTIONARE + SECTIUNEA DE DEZVOLTARE)	00	15,089,805	0	15,089,805	0	4,542,405	3,548,900	3,508,000	3,490,500
CHELTUIELI CURENTE	01	14,851,053	0	14,851,053	0	4,437,753	3,477,600	3,476,600	3,459,100
TITLUL I CHELTUIELI DE PERSONAL	10	10,660,910	0	10,660,910	0	2,661,600	2,675,050	2,662,130	2,662,130
Cheltuieli salariale in bani	10.01	8,229,092	0	8,229,092	0	2,042,692	2,063,800	2,061,300	2,061,300
Salarii de baza	10.01.01	5,574,888	0	5,574,888	0	1,395,388	1,394,500	1,392,500	1,392,500
Sporuri pentru conditii de munca	10.01.05	999,804	0	999,804	0	247,404	250,800	250,800	250,800
Alte sporuri	10.01.06	794,000	0	794,000	0	194,000	200,000	200,000	200,000
Fond aferent platii cu ora	10.01.11	809,000	0	809,000	0	194,000	205,000	205,000	205,000
Indemnizatii de delegare	10.01.13	500	0	500	0	500	0	0	0
Alte drepturi salariale in bani	10.01.30	50,900	0	50,900	0	11,400	13,500	13,000	13,000
Cheltuieli salariale in natura	10.02	404,479	0	404,479	0	106,999	106,080	95,700	95,700
Tichete de masa	10.02.01	404,479	0	404,479	0	106,999	106,080	95,700	95,700
Contributii	10.03	2,027,339	0	2,027,339	0	511,909	505,170	505,130	505,130
Contributii de asigurari sociale de stat	10.03.01	1,380,462	0	1,380,462	0	349,322	343,740	343,700	343,700
Contributii de asigurari de somaj	10.03.02	40,562	0	40,562	0	10,142	10,140	10,140	10,140
Contributii de asigurari sociale de sanatate	10.03.03	428,647	0	428,647	0	107,947	106,900	106,900	106,900
Contributii de asigurari pentru accidente de munca si boli profesionale	10.03.04	23,724	0	23,724	0	5,934	5,930	5,930	5,930
Contributii pentru concedii si indemnizatii	10.03.06	153,944	0	153,944	0	38,564	38,460	38,460	38,460
TITLUL II BUNURI SI SERVICII	20	4,187,698	0	4,187,698	0	1,773,708	802,550	814,470	796,970
Bunuri si servicii	20.01	2,042,775	0	2,042,775	0	871,875	371,800	423,300	375,800
Furnituri de birou	20.01.01	59,100	0	59,100	0	28,200	10,300	10,300	10,300


Denumire indicatori	Cod Indicator	Prevederi anuale				Prevederi trimestriale			
		Buget anterior	Influenta	Buget anual	din care credite bugetare destinate stingerii platilor restante	Trim I	Trim II	Trim III	Trim IV
A	B			1=5+6+7+8	4	5	6	7	8
Materiale pentru curatenie	20.01.02	63,000	0	63,000	0	32,100	10,300	10,300	10,300
Încalzit, iluminat si forta motrica	20.01.03	590,200	0	590,200	0	250,200	121,000	106,000	113,000
Apa, canal si salubritate	20.01.04	191,400	0	191,400	0	72,950	38,150	66,150	15,150
Carburanti si lubrifianti	20.01.05	22,000	0	22,000	0	10,000	4,000	4,000	4,000
Piese de schimb	20.01.06	24,000	0	24,000	0	15,000	3,000	3,000	3,000
Posta, telecomunicatii, radio, tv, internet	20.01.08	36,145	0	36,145	0	9,595	8,850	8,850	8,850
Materiale si prestari de servicii cu caracter functional	20.01.09	501,930	0	501,930	0	231,330	73,700	98,200	98,700
Alte bunuri si servicii pentru întretinere si functionare	20.01.30	555,000	0	555,000	0	222,500	102,500	117,500	112,500
Reparatii curente	20.02.00	234,500	0	234,500	0	60,000	60,000	60,000	54,500
Hrana	20.03	236,633	0	236,633	0	75,133	51,500	58,500	51,500
Hrana pentru oameni	20.03.01	227,133	0	227,133	0	70,133	50,000	57,000	50,000
Hrana pentru animale	20.03.02	9,500	0	9,500	0	5,000	1,500	1,500	1,500
Medicamente si materiale sanitare	20.04	1,244,490	0	1,244,490	0	512,700	254,150	227,570	250,070
Medicamente	20.04.01	497,680	0	497,680	0	158,800	110,350	109,400	119,130
Materiale sanitare	20.04.02	217,300	0	217,300	0	91,000	44,100	41,100	41,100
Reactivi	20.04.03	464,400	0	464,400	0	232,100	87,400	67,400	77,500
Dezinfectanti	20.04.04	65,110	0	65,110	0	30,800	12,300	9,670	12,340
Bunuri de natura obiectelor de inventar	20.05	210,000	0	210,000	0	140,000	30,000	10,000	30,000
Uniforme si echipament	20.05.01	5,000	0	5,000	0	5,000	0	0	0
Lenjerie si accesorii de pat	20.05.03	30,000	0	30,000	0	30,000	0	0	0
Alte obiecte de inventar	20.05.30	175,000	0	175,000	0	105,000	30,000	10,000	30,000
Depasari, detasari, transferari	20.06	6,000	0	6,000	0	3,000	1,000	1,000	1,000
Depasari interne, detasari, transferari	20.06.01	5,500	0	5,500	0	2,500	1,000	1,000	1,000
Depasari in strainatate	20.06.02	500	0	500	0	500	0	0	0
Materiale de laborator	20.09.00	87,300	0	87,300	0	40,500	15,600	15,600	15,600
Carti, publicatii si materiale documentare	20.11.00	2,000	0	2,000	0	500	500	500	500
Consultanta si expertiza	20.12.00	46,000	0	46,000	0	25,000	7,000	7,000	7,000
Pregatire profesionala	20.13.00	40,000	0	40,000	0	25,000	5,000	5,000	5,000
Protectia muncii	20.14.00	28,000	0	28,000	0	10,000	6,000	6,000	6,000


Denumire indicatori	Cod Indicator	Prevederi anuale				Prevederi trimestriale			
		Buget anterior	Influenta	Buget anual	din care credite bugetare destinate stingerii platilor restante	Trim I	Trim II	Trim III	Trim IV
A	B			1=5+6+7+8	4	5	6	7	8
Alte cheltuieli	20.30	10,000	0	10,000	0	10,000	0	0	0
Alte cheltuieli cu bunuri si servicii	20.30.30	10,000	0	10,000	0	10,000	0	0	0
TITLUL XI ALTE CHELTUIELI	59	2,445	0	2,445	0	2,445	0	0	0
Burse	59.01.00	2,445	0	2,445	0	2,445	0	0	0
CHELTUIELI DE CAPITAL	70	238,752	0	238,752	0	104,652	71,300	31,400	31,400
TITLUL XIII ACTIVE NEFINANCIARE	71	238,752	0	238,752	0	104,652	71,300	31,400	31,400
Active fixe	71.01	238,752	0	238,752	0	104,652	71,300	31,400	31,400
Masini, echipamente si mijloace de transport	71.01.02	171,052	0	171,052	0	76,952	31,300	31,400	31,400
Alte active fixe (inclusiv reparatii capitale)	71.01.30	67,700	0	67,700	0	27,700	40,000	0	0
TOTAL CHELTUIELISECTIUNEA DE FUNCTIONARE (cod 01+79+83+84)	00	14,851,053	0	14,851,053	0	4,437,753	3,477,600	3,476,600	3,459,100
CHELTUIELI CURENTE (cod 10+20+30+40+50+51SF+55SF+57+59)	01	14,851,053	0	14,851,053	0	4,437,753	3,477,600	3,476,600	3,459,100
TITLUL I CHELTUIELI DE PERSONAL (cod 10.01+10.02+10.03)	10	10,660,910	0	10,660,910	0	2,661,600	2,675,050	2,662,130	2,662,130
Cheltuieli salariale in bani (cod 10.01.01+10.01.03 la 10.01.08 +10.01.10 la 10.01.16 +10.01.30)	10.01	8,229,092	0	8,229,092	0	2,042,692	2,063,800	2,061,300	2,061,300
Salarii de baza	10.01.01	5,574,888	0	5,574,888	0	1,395,388	1,394,500	1,392,500	1,392,500
Sporuri pentru conditii de munca	10.01.05	999,804	0	999,804	0	247,404	250,800	250,800	250,800
Alte sporuri	10.01.06	794,000	0	794,000	0	194,000	200,000	200,000	200,000
Fond aferent platii cu ora	10.01.11	809,000	0	809,000	0	194,000	205,000	205,000	205,000
Indemnizatii de delegare	10.01.13	500	0	500	0	500	0	0	0
Alte drepturi salariale in bani	10.01.30	50,900	0	50,900	0	11,400	13,500	13,000	13,000
Cheltuieli salariale in natura (cod 10.02.01 la 10.02.05+10.02.30)	10.02	404,479	0	404,479	0	106,999	106,080	95,700	95,700
Tichete de masa	10.02.01	404,479	0	404,479	0	106,999	106,080	95,700	95,700
Contributii (cod 10.03.01 la 10.03.06)	10.03	2,027,339	0	2,027,339	0	511,909	505,170	505,130	505,130
Contributii de asigurari sociale de stat	10.03.01	1,380,462	0	1,380,462	0	349,322	343,740	343,700	343,700
Contributii de asigurari de somaj	10.03.02	40,562	0	40,562	0	10,142	10,140	10,140	10,140
Contributii de asigurari sociale de sanatate	10.03.03	428,647	0	428,647	0	107,947	106,900	106,900	106,900

Denumire indicatori	Cod Indicator	Prevederi anuale				Prevederi trimestriale			
		Buget anterior	Influenta	Buget anual	din care credite bugetare destinate stingerii platilor restante	Trim I	Trim II	Trim III	Trim IV
A	B			1=5+6+7+8	4	5	6	7	8
Contributii de asigurari pentru accidente de munca si boli profesionale	10.03.04	23,724	0	23,724	0	5,934	5,930	5,930	5,930
Contributii pentru concedii si indemnizatii	10.03.06	153,944	0	153,944	0	38,564	38,460	38,460	38,460
TITLUL II BUNURI SI SERVICII (cod 20.01 la 20.06+20.09 la 20.16+20.18 la 20.25+20.27+20.30)	20	4,187,698	0	4,187,698	0	1,773,708	802,550	814,470	796,970
Bunuri si servicii (cod 20.01.01 la 20.01.09+20.01.30)	20.01	2,042,775	0	2,042,775	0	871,875	371,800	423,300	375,800
Furnituri de birou	20.01.01	59,100	0	59,100	0	28,200	10,300	10,300	10,300
Materiale pentru curatenie	20.01.02	63,000	0	63,000	0	32,100	10,300	10,300	10,300
Încalzit, iluminat si forta motrica	20.01.03	590,200	0	590,200	0	250,200	121,000	106,000	113,000
Apa, canal si salubritate	20.01.04	191,400	0	191,400	0	72,950	38,150	65,150	15,150
Carburanti si lubrifianti	20.01.05	22,000	0	22,000	0	10,000	4,000	4,000	4,000
Piese de schimb	20.01.06	24,000	0	24,000	0	15,000	3,000	3,000	3,000
Posta, telecomunicatii, radio, tv, internet	20.01.08	36,145	0	36,145	0	9,595	8,850	8,850	8,850
Materiale si prestatii de servicii cu caracter functional	20.01.09	501,930	0	501,930	0	231,330	73,700	98,200	98,700
Alte bunuri si servicii pentru intretinere si functionare	20.01.30	555,000	0	555,000	0	222,500	102,500	117,500	112,500
Reparatii curente	20.02.00	234,500	0	234,500	0	60,000	60,000	60,000	54,500
Hrana (cod 20.03.01+20.03.02)	20.03	236,633	0	236,633	0	75,133	51,500	58,500	51,500
Hrana pentru oameni	20.03.01	227,133	0	227,133	0	70,133	50,000	57,000	50,000
Hrana pentru animale	20.03.02	9,500	0	9,500	0	5,000	1,500	1,500	1,500
Medicamente si materiale sanitare (cod 20.04.01 la 20.04.04)	20.04	1,244,490	0	1,244,490	0	512,700	254,150	227,570	250,070
Medicamente	20.04.01	497,680	0	497,680	0	158,800	110,350	109,400	119,130
Materiale sanitare	20.04.02	217,300	0	217,300	0	91,000	44,100	41,100	41,100
Reactivi	20.04.03	464,400	0	464,400	0	232,100	87,400	67,400	77,500
Dezinfectanti	20.04.04	65,110	0	65,110	0	30,800	12,300	9,670	12,340
Bunuri de natura obiectelor de inventar (cod 20.05.01+20.05.03+20.05.30)	20.05	210,000	0	210,000	0	140,000	30,000	10,000	30,000
Uniforme si echipament	20.05.01	5,000	0	5,000	0	5,000	0	0	0
Lenjerie si accesorii de pat	20.05.03	30,000	0	30,000	0	30,000	0	0	0
Alte obiecte de inventar	20.05.30	175,000	0	175,000	0	105,000	30,000	10,000	30,000

Denumire indicatori	Cod Indicator	Prevederi anuale				Prevederi trimestriale			
		Buget anterior	Influenta	Buget anual 1=5+6+7+8	din care credite bugetare destinate stingerii platilor restante	Trim I	Trim II	Trim III	Trim IV
A	B				4	5	6	7	8
Deplasari, detasari, transferari (cod 20.06.01+20.06.02)	20.06	6,000	0	6,000	0	3,000	1,000	1,000	1,000
Deplasari interne, detasari, transferari	20.06.01	5,500	0	5,500	0	2,500	1,000	1,000	1,000
Deplasari în strainatate	20.06.02	500	0	500	0	500	0	0	0
Materiale de laborator	20.09.00	87,300	0	87,300	0	40,500	15,600	15,600	15,600
Carti, publicatii si materiale documentare	20.11.00	2,000	0	2,000	0	500	500	500	500
Consultanta si expertiza	20.12.00	46,000	0	46,000	0	25,000	7,000	7,000	7,000
Pregatire profesionala	20.13.00	40,000	0	40,000	0	25,000	5,000	5,000	5,000
Protectia muncii	20.14.00	28,000	0	28,000	0	10,000	6,000	6,000	6,000
Alte cheltuieli (cod 20.30.01 la 20.30.04+20.30.06+20.30.07+20.30.09+20.30.30)	20.30	10,000	0	10,000	0	10,000	0	0	0
Alte cheltuieli cu bunuri si servicii	20.30.30	10,000	0	10,000	0	10,000	0	0	0
TITLUL XI ALTE CHELTUIELI (cod 59.01 la 59.28+59.30 la 59.36)	59	2,445	0	2,445	0	2,445	0	0	0
Burse	59.01.00	2,445	0	2,445	0	2,445	0	0	0
TOTAL CHELTUIELI SECTIUNEA DE DEZVOLTARE (cod 51+55+56+70+79+84)	00	238,752	0	238,752	0	104,652	71,300	31,400	31,400
CHELTUIELI DE CAPITAL (cod 71+72+75)	70	238,752	0	238,752	0	104,652	71,300	31,400	31,400
TITLUL XIII ACTIVE NEFINANCIARE (cod 71.01 + 71.03)	71	238,752	0	238,752	0	104,652	71,300	31,400	31,400
Active fixe (cod 71.01.01 la 71.01.03+71.01.30)	71.01	238,752	0	238,752	0	104,652	71,300	31,400	31,400
Masini, echipamente si mijloace de transport	71.01.02	171,052	0	171,052	0	76,952	31,300	31,400	31,400
Alte active fixe (inclusiv reparatii capitale)	71.01.30	67,700	0	67,700	0	27,700	40,000	0	0

DIR.FIN.CONTABIL,
BUCIUMAN ADRIANA





LISTA

Pozitiei "Alte Cheltuieli de Investitii" defalcate pe categorii de bunuri si alte cheltuieli de investitii repartizata Spitalului Dr. Karl Diel Jimbolia pentru anul 2017

nr. Crt	Nominalizarea achizițiilor de bunuri si alte cheltuieli de investitii	UM	Cantit	Program 2017, din care :	TRIM I	TRIM II	TRIM III	TRIM IV
0	1	2	3	4	5	6	7	8
I.	Achiziții de imobile							
II.	Dotări independente, din care			171.05	76.95	31.3	31.4	31.4
II.1	Dotari independente, venituri proprii, din care:			171.05	76.95	31.3	31.4	31.4
1	APARAT DE ANESTEZIE	BUC	1	116.15	73.45	11.3	31.4	0
2	PENSA CISTOSCOPI	BUC	1	3.5	3.5	0	0	0
3	CONCENTRATOR OXIGEN	BUC	2	10	0	0	0	10
4	MASINA DE SPALAT RUFEE AUTOMATA	BUC	1	10	0	10	0	0
5	FOARFECA ENDO ARTROSCOPIE	BUC	1	4	0	4	0	0
5	PENSA DE PRINDERE -ARTROSCOPIE	BUC	1	6	0	6	0	0
6	PENSA PUNCH	BUC	2	9.4	0	0	0	9.4
7	ELECTROCARDIOGRAF	BUC	1	12	0	0	0	12
8								
9								
12								
13								
14								
15								
16								
II.2	IMOBILIZARI NECORPORALE			1.2	1.2	0	0	0
	MODUL GENERARE DECLARAȚIE ȘI REGISTRU M500	BUC	1	1.2	1.2			
II.3	CONSTRUCTII			0	0	0	0	0
III.	Consolidari cladiri							
IV.								
V.	Alte cheltuieli asimilate investițiilor- din care:			66.5	26.5	40	0	0
1	STUDIU DE FEZABILITATE ptr. RK compartiment boli cronice			40	0	40	0	0
2	DIRIGENTIE DE SANTIER			1.5	1.5	0	0	0
	STUDIU DE FEZABILITATE SI PROIECT TEHNIC PENTRU ACHIZITIE SISTEM DE AVERTIZARE INCENDII			25	25			
3								
	TOTAL			238.75	104.65	71.3	31.4	31.4

MANAGER
EC. DANIELA CIRLIG

DIRECT. FINANC. CONTABIL,
EC. ADRIANA BUCIUMAN

